

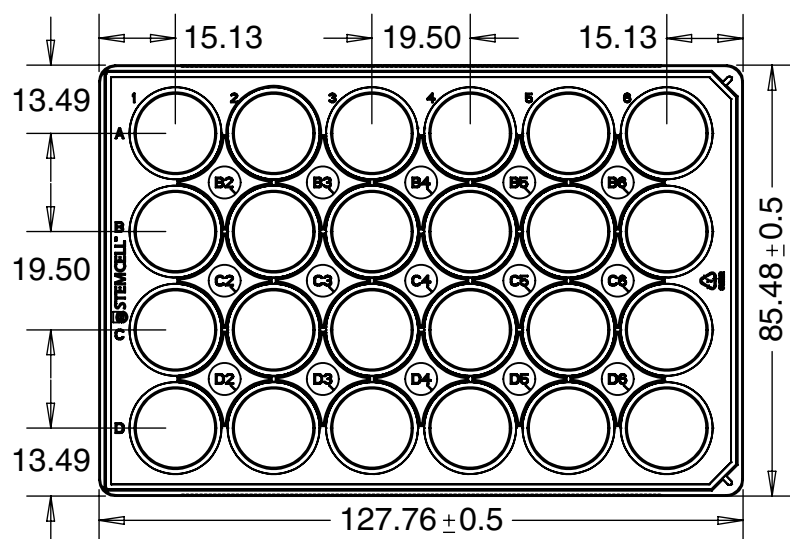
# AggreWell™400 24-well Plate

## Customer Drawing

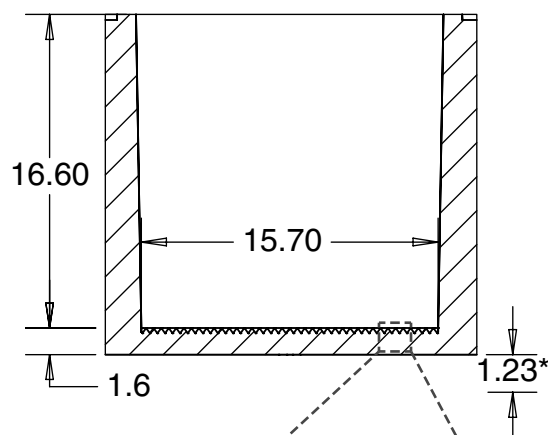
Catalog #34411 (1 Plate), #34415 (5 Plates)

For recommended image settings, please refer to Table 3.

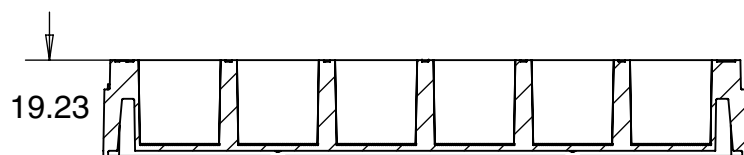
### Top View




### Well Section View



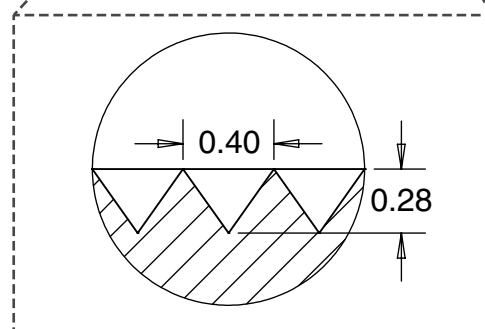
### Section View (Without Lid)



### Side View (Including Lid)



### Microwell Section View



**Note:** Each drawing shows the nominal dimensions of an unused plate at room temperature in millimeters (mm). This product drawing is the sole property of STEMCELL Technologies Inc. and is subject to change.  
 \* Distance from the bottom surface of the well to the bottom surface of the plate.

## Plate Properties

Table 1. Plate Properties

PROPERTY	VALUE
Plate material	Medical grade PMMA
Refractive index	1.49
Surface treatment	None
Sterilization method	Electron-beam irradiated
ANSI standard	ANSI/SLAS 1,2,3,4-2004
Operating conditions	-20°C to 55°C

Table 2. Microwell Properties

PROPERTY	VALUE
Microwell geometry	Pyramidal
Microwell width	400 µm
Microwell depth	280 µm
Microwells per well	~1200
Well working volume	500 µL - 2000 µL
Cells per microwell range	50 - 2000

## Recommended Image Settings

Table 3. Settings

DIMENSION	VALUE [mm]
Well-to-well spacing	19.54
A1 left wall offset	15.16
A1 top wall offset	13.52
Suggested imaging diameter	16.00
Well bottom to plate-skirt bottom	1.23
Well thickness (from microwell top)	1.6

**Note:** The plate is symmetric so the D6 offsets are equivalent to the A1 offsets (center of well). The recommended image settings account for dimensional changes during plate incubation.