

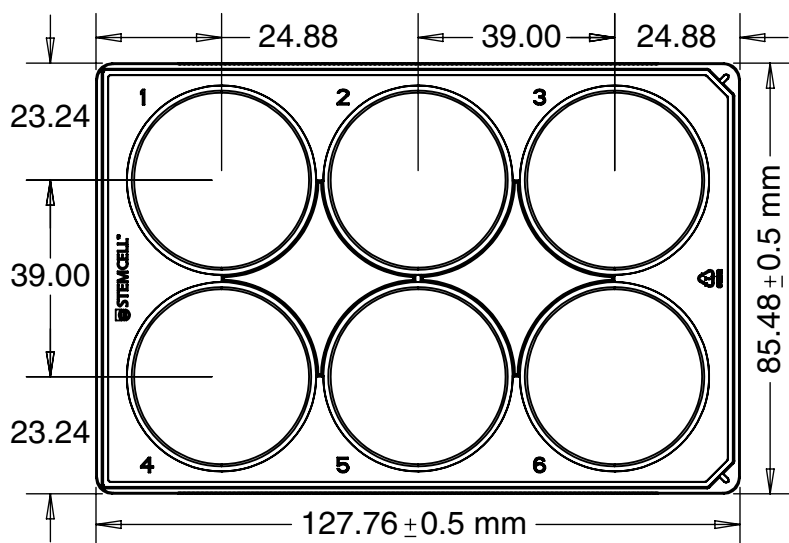
AggreWell[™]800 6-well Plate

Customer Drawing

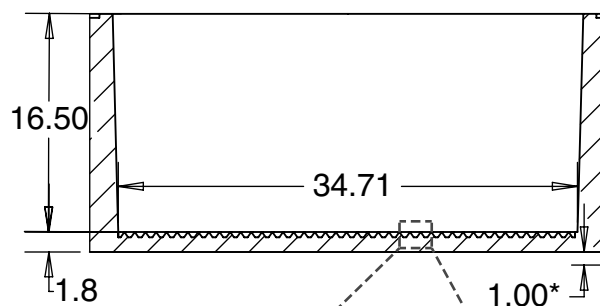
Catalog #34821 (1 Plate), #34825 (5 Plates)

For recommended image settings, please refer to Table 3.

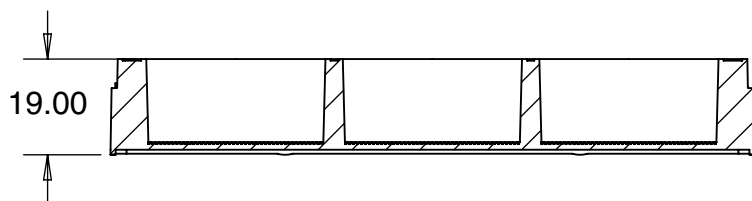
Top View



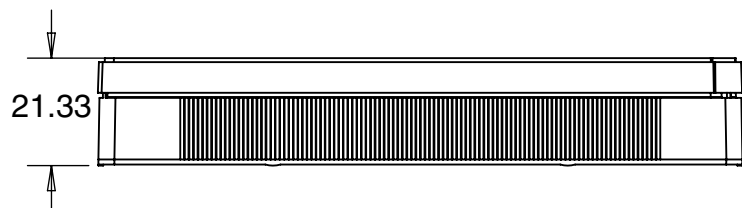
Well Section View



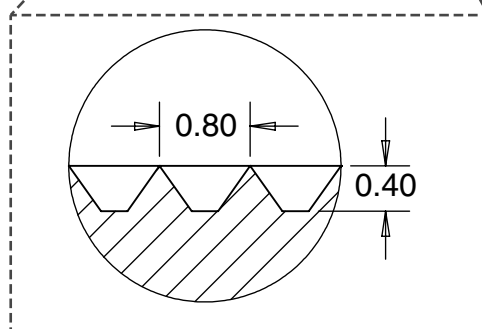
Section View (Without Lid)



Side View (Including Lid)



Microwell Section View



Note: Each drawing shows the nominal dimensions of an unused plate at room temperature in millimeters (mm). This product drawing is the sole property of STEMCELL Technologies Inc. and is subject to change.
 * Distance from the bottom surface of the well to the bottom surface of the plate.

Plate Properties

Table 1. Plate Properties

PROPERTY	VALUE
Plate material	Medical grade PMMA
Refractive index	1.49
Surface treatment	None
Sterilization method	Electron-beam irradiated
ANSI standard	ANSI/SLAS 1,2,3,4-2004
Operating conditions	-20°C to 55°C

Table 2. Microwell Properties

PROPERTY	VALUE
Microwell geometry	Frusto Pyramidal
Microwell width	800 µm
Microwell depth	400 µm
Microwells per well	~1500
Well working volume	2 mL - 5 mL
Cells per microwell range	3000 - 20000

Recommended Image Settings

Table 3. Settings

DIMENSION	VALUE [mm]
Well-to-well spacing	39.08
A1 left wall offset	24.93
A1 top wall offset	23.29
Suggested imaging diameter	35.00
Well bottom to plate-skirt bottom	1.00
Well thickness (from microwell top)	1.8

Note: The plate is symmetric so the well 6 offsets are equivalent to the well 1 offsets (center of well). The recommended image settings account for dimensional changes during plate incubation.